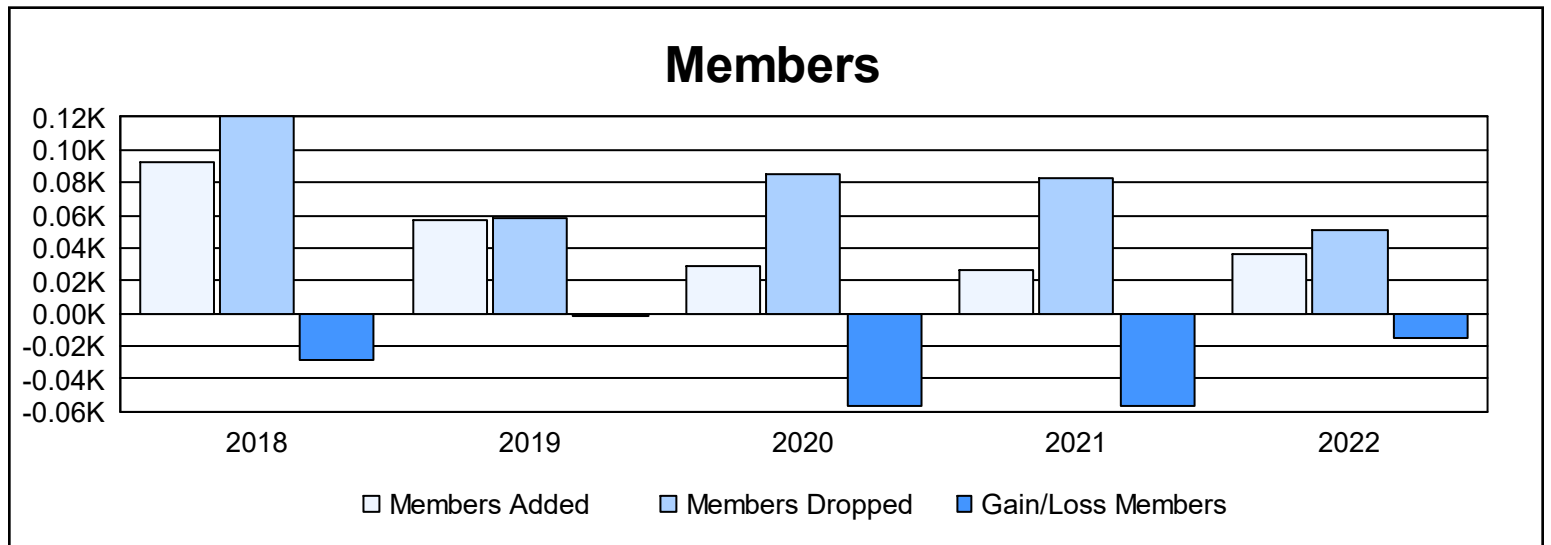
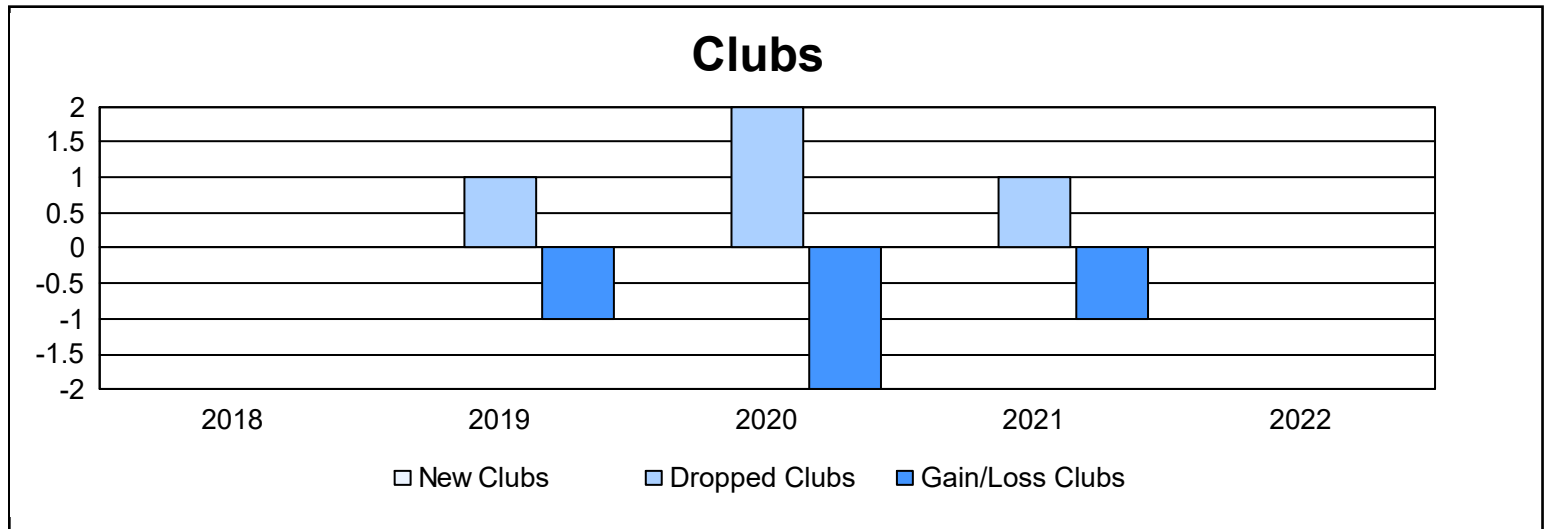
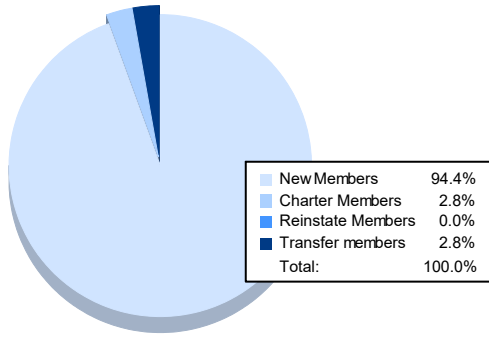


Year	New Clubs	Dropped Clubs	Gain/ Loss Clubs	New Members	Charter Members	Reinstate Members	Transfer Members	Total Member Added	Total Members Dropped	Gain/ Loss Members
2017-2018	0	0	0	67	2	22	1	92	120	-28
2018-2019	0	1	-1	48	0	4	5	57	58	-1
2019-2020	0	2	-2	26	0	1	2	29	85	-56
2020-2021	0	1	-1	22	0	3	1	26	83	-57
2021-2022	0	0	0	34	1	0	1	36	51	-15
<b>Average</b>	<b>0</b>	<b>1</b>	<b>-1</b>	<b>39</b>	<b>1</b>	<b>6</b>	<b>2</b>	<b>48</b>	<b>79</b>	<b>-31</b>



### Membership Composition June 2022 Cumulative



### Gender Composition June 2022 Cumulative

